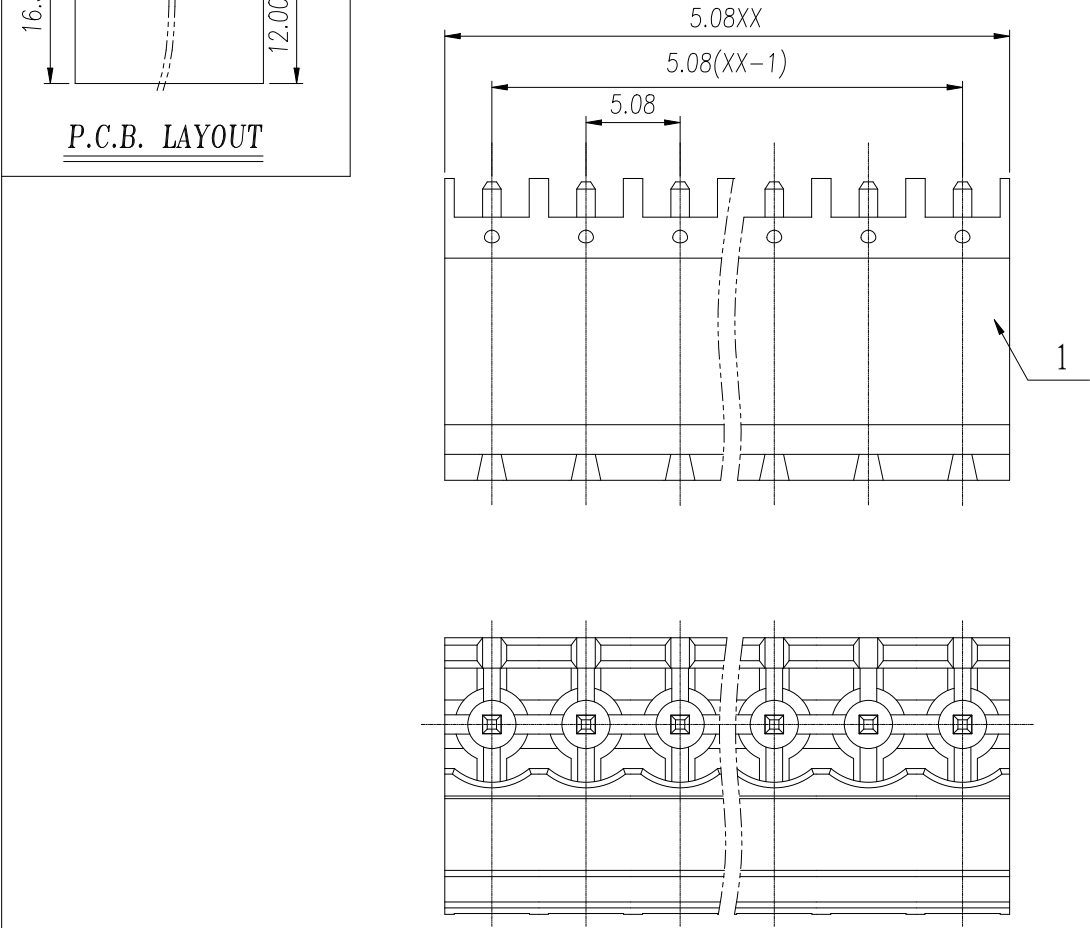
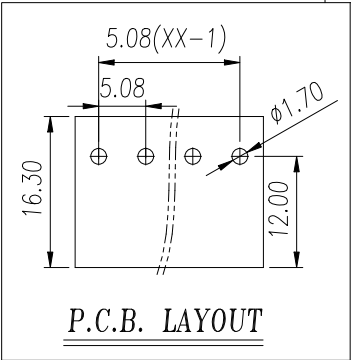


Transfer or duplication of this document as well as the utilization or communication of its contents are prohibited unless explicit authorization is granted. Violations will be liable for compensation. All rights reserved for patent, utility model or designs registrations. 除非给予明确授权, 否则禁止转让、复制、利用、交流本文件的内容。侵犯者将负赔偿责任。 本公司保留对涉及发明、实用新型和外观专利的所有权利。




General Tolerances								— □ ⊥		
variable range	to 6	over 6 to 10	over 10 to 30	over 30 to 60	over 60 to 100	over 100 to 160	over 160 to	to 10	over 10 to 100	over 100 to
tolerance	±0.20	±0.30	±0.50	±0.70	±1.00	±1.30	±1.60	0.10	0.30	0.60

2	Pin	Copper Alloy	Sn Plated
1	Housing	PA66	UL94V-0
ITEM	NAME OF PART	MATERIAL	NOTES

DES.	YaoFei	DATE	24.01.25	UNITS	mm	THIRD ANGLE PROJECTION		
CHK.	YangHJ	DATE	24.01.25	SIZE	A4	TYPE: CUSTOMER DRAWING	SHEET 1 of 1	
APP.	JASON	DATE	24.01.25	SCALE	5:2	DRAWING TYPE: SP-03	REV	0
 慈溪市万捷电子有限公司 CIXI WANJIE ELECTRONIC CO., LTD						PART NO.: WJ2EDGL-5.08-XXP-1Y-00A		

REVISION RECORD				
REV.	DESCRIPTION	ECN No.	APPROVED	DATE
0	新发行		YaoFei	24.01.25

UL/CUL 技术参数				
UL/CUL Technical Data				
等级	Use Group	B	C	D
额定电压	Rated Voltage [V]	300	-	300
额定电流	Rated Current [A]	15	-	10
接线范围	Wire Range	-		
单/多芯线	Solid/Stranded [AWG]			
耐电压	Withstanding Voltage	1600V/1Min		
IEC 技术参数				
IEC Technical Data				
过电压类别	Overvoltage Category	III	III	II
污染等级	Contamination Class	3	2	2
额定电压	Rated Voltage [V]	250	320	400
额定电流	Rated Current [A]	12	12	12
额定冲击电压	Impulse withstand voltage [KV]	4.0	4.0	4.0
导线截面积	Conductor cross section	-		
硬质/柔性导线	Solid/ flexible [mm²]			
一般参数 Other Data				
间距 Pitch /极数 Poles	[mm] / [P]	5.08 / 02~24		
工作温度	Operating temperature [°C]	-40~105		
焊锡温度	Soldering temperature	260°C/5S		
引针尺寸	Pin Dimensions [mm]	1.0*1.0		
PCB板孔径	PCB Hole Diameter [mm]	Ø1.7		
符合RoHS环保要求				